

Friends of the San Jose Rose Garden

Issue 30

“America’s Best Rose Garden”

Jan. 2016

Winter Pruning Seminar and Volunteer Day - Saturday, January 9th Registration @ 8:30a.m.

It's that time of year again!

On January 9th we will have our 9th Annual Winter Pruning of the Rose Garden. Registration begins at 8:30am, and the event begins at 9:00am.

Last Year 462 volunteers were trained and pruned the 4,000 roses in 90 minutes!

Over the years, we have refined our techniques to make it easier and more efficient for the volunteers. We will be entering in the Dana Ave entrance, and the **first 400 volunteers will receive a free bare root rose from Star Roses!** We have some great varieties this year to choose from, so make sure you come early. We will also have food trucks after the event, so bring a few bucks to enjoy a great lunch afterwards.

Many volunteers remember which beds they worked on so they can come back during the season and look at the results - a bit of “ownership” in the Rose Garden. Please bring work gloves and garden clippers. All ages welcome! Hope to see you there!

Learn from the Experts



www.facebook.com/FriendsoftheSanJoseRoseGarden

Friends of the San Jose Rose Garden
is a non-profit 501(c)(3) all volunteer group
dedicated to preserving the Historic San Jose
Municipal Rose Garden



And the Winner is..... “Violet's Pride™”

The San Jose Municipal Rose Garden visitors got a real treat in 2015. Christian Bédard, Director of Research at Weeks Roses allowed us to plant a full bed of new rose variety to be introduced in 2017, and asked for visitors to suggest a name to be considered for the rose.

Some fun facts: over 300 suggestions were made from visitors from 25 different States, and some visitors as far away as New Zealand and India! There were many great suggestions, and some very in-depth reasons the visitors suggested the names.

In the end, Weeks Roses chose “Violet’s Pride™”, and while no one had suggested this specific name, there were many close derivations. As a bonus for suggesting a name, everyone was entered in a drawing to receive a package of 5 pre-release roses: a plant of Violet’s Pride™, All My Loving, Cupid’s Kisses, Easy To Please and Tropical Lightning. These are all not available to the public yet, but will be released in 2017! 5 Lucky winners have already been contacted. What’s even more special, is this rose will be part of the Downton Abbey® Collection! The Weeks Roses Downton Abbey® Collection began in 2015 with Anna’s Promise™, the 2016 introduction is Pretty Lady Rose™, and 2017 will be two roses, Violet’s Pride™, and Edith’s Darling™.

Because of the success of this contest, Christian has provided us with another rose, to be introduced in 2018, and we will have a similar contest this year! So look for that sign again in the Garden!



Downton™ and Downton Abbey®
©2015 Carnival Film & Television
Limited. All Rights Reserved.

Industry Rose Growers Help Out

Every year, a group of Master Volunteers review the rose beds in the Garden for consideration of replacements. If a rose is not doing well, we decide to have it removed and planted with a better rose. Last year, over 800 new roses were planted and they are looking fabulous. None of this could be possible without the support of Weeks Roses and Star Roses. These industry leaders donate the roses to the Friends of the Rose Garden, and in turn, to the City of San Jose. City Staff does a great job ripping out and preparing the beds for the Volunteers to plant.

This year, we have identified about a dozen beds for renovation. In January and February, we will have several “Plant-a-palooza’s”, inviting volunteers to come and help plant the roses. We selected several varieties that will be available in 2017, and well as focusing on varieties with great fragrance!

Star Roses and Weeks Roses also use the Garden to test new varieties. These test roses stay in the garden for 2 years, and are evaluated on 10 different attributes, most importantly, disease resistance. Only about 20% of the test roses actually make it to market.

So when you are buying roses for your own garden, remember Star Roses and Weeks Roses are big supporters of the Rose Garden!



Orchard Supply Hardware to the Rescue!

With less than a week to go before our Annual Pruning Event, we realized all of our garbage cans were in very poor shape. They had all seen better times - broken handles, holes in the bottom, cracks. We needed to replace these ASAP, but we didn't budget for 40 new cans at \$17.99 a piece.

“Orchard Supply Hardware would be happy to donate all 40 cans” to us, and “wished us luck” on our event!

It's great to have a local store so in tune with the community. Thanks for coming to the rescue Orchard Supply Hardware!

While at Orchard Supply Hardware buying paint for the stakes, I figured I'd ask if they could do something for us, maybe give a better price for “America's Best Rose Garden” down the street. After introducing myself, and the organization, Asst. Manager Jon Miller shocked me by saying,



FREE ROSES!!!

First 400 Volunteers will receive a
FREE BARE ROOT ROSE courtesy of Star Roses!!!!

ROSE GARDEN

Winter Pruning Seminar & Volunteer Day - bring your clippers!

Sat., January 9th
8:45AM Registration, 9:00AM Event!
With Food Trucks @ Noon!

**LEARN
FROM THE
EXPERTS!!!**



Come Join the FUN!!!!

Learn how to prune roses from the experts!
Bring garden clippers, wear long sleeve & gloves.
Go to www.FriendsSJRoseGarden.org for more info

**BRING THE
WHOLE FAMILY!**



Sat. January 9th 8:45 a.m., Naglee and Dana Ave., SJ

Sponsored by the Friends of the San Jose Rose Garden and the City of San Jose's PRNS


New Rose Varieties for 2016

We are replaced over a dozen rose beds and replacing them with new varieties of roses, focusing on fragrance. Here's a few to look for:

Falling in Love

Big, classically formed blooms with staying power. Nice deep green foliage accents the warm pink blooms. Flower size: 4.5"

Fragrance: Strong rose and fruit. Hybridizer: Carruth - Weeks Roses - 2008 Parentage: Moonstone x Marilyn Monroe



Falling in Love

Lasting Love

A hybrid tea with dusky red blooms. This upright and very bushy plant has very dark glossy green foliage. Flower size: 5" Fragrance: Rich pure old rose. Hybridizer: Adam - 1993. Parentage: Colour Wonder x Manou Meilland



Lasting Love

Melody Parfumée

Deep plum, high centered blooms on this grandiflora will stop visitors in their tracks. Flower size: 4"-5" Fragrance: Heavy old rose. Hybridizer: Dorieux - 1999. Parentage: Dioressence x Stephen's Big Purple



Melody Parfumée

Pumpkin Patch

This floribunda's rich coppery buds open to clusters of orange beauties against shiny green leaves. Flower size: 4" Fragrance: Moderately fruity. Hybridizer: Bédard - Weeks Roses - 2010. Parentage: Goldmarie x Honey Dijon



Photos courtesy of Weeks and Star Roses

New Rose Varieties for 2016

New Zealand

A nice classic hybrid tea with a soft pink color against deep green glossy foliage.

Flower size: 4.5" Fragrance: Strong

Honeysuckle Hybridizer: McGredy - 1995

Parentage: Harmonie x Auckland Metro



Phloxy Baby

Part of Star Roses Look-A-Likes® series, this polyantha hybrid looks very similar to Phlox. We grew it a few years ago in the test beds and are happy to have a full bed of this unusual rose. It is very disease resistant and won the regional award from the American Garden Rose Selections Flower size: 1" in big sprays. Hybridizer: Radler - 2014.




Sexy Rexy

This floribunda was grown before in the Garden, but the plants had seen better days. So we are giving it another try with new bushes. It has full clear pink blooms are sometimes borne in huge clusters that virtually cover the plant. Flower size: 3"-5" Fragrance: Slight. Hybridizer: McGredy - 1984. Parentage: Seaspray x Dreaming



Betty Boop

Another replacement we are giving another try with new bushes. Named for the famed animated character it is a showstopper with never ending blooms. Flower size: 4" Fragrance: Moderately fruity. Hybridizer: Carruth - Weeks 1999. Parentage: Playboy x Picasso



Photos courtesy of Weeks and Star Roses

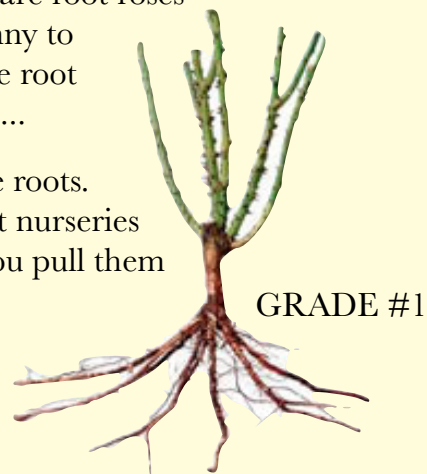
Bare Root Roses?

You've seen some of the beautiful varieties growing in the Rose Garden this year and have decided to purchase some bare root roses for your garden this winter. Maybe it will be one of the new 2016 pre-releases like Gold Struck or Pretty Lady Rose™. Whatever variety you chose, you want to make sure you choose a rose that is disease resistant and will thrive after planting in your garden.

Winter is time for bare root roses. We will be giving out over 400 bare root roses to the pruning volunteers courtesy of Star Roses. I always find it funny to see the high school kids look perplexed when given their “free” bare root rose. Many were expecting a rose bush leafed out in a pot, growing...

Bare root roses are dormant plants with, just as the name says, bare roots. You will want to plant these quickly once you purchase them. Most nurseries have these bare roots “healed in” to soil to keep the roots moist. You pull them up out of the soil and purchase them.

Most modern roses you purchase will be budded onto rootstock, and have a few canes growing out from the bud union. They will also have a “grade” assigned to it. Grade #1 must have at least three strong canes of 5/16 inch diameter or greater. Grade #1.5 must have at least two strong canes 5/16 inch or greater, and a #2 must have at least one strong cane of 5/16 of an inch or greater and one 1/4 inch or greater. The canes must have been 16 inches before harvest and have a strong root system. We have done side-by-side tests in the Rose Garden planting #1's and #1.5's in the same beds. After a year, there is really not that much difference. In fact, one bed, the #1.5's were doing better than the 1's! The ones you often see on sale for a few dollars at the local supermarket/drugstores are usually #2's and should be avoided.



It is best to buy roses that you can inspect the roots. At most large nurseries, such as Regan Nursery in Fremont, you can do this. Hardware store nurseries typically have them wrapped in plastic and packaged in sawdust or other material. However, the packaging technology has been getting better and the boxed roses I've seen from Weeks at OSH look very good. Just makes sure the canes look healthy and hydrated. The big growers that you can count on are Weeks Roses, Star Roses and Austin Roses. Other growers might be hit-or-miss. Some dip their canes in wax, so they don't dry out. I'd avoid these.

You have many choices on where to purchase roses. Big Box Stores, Garden Centers, supermarkets, membership warehouses, mail order, and specialty nurseries. You will find some of the largest selection of bare root roses at Regan Nursery in Fremont (www.regannursery.com) where you can inspect the rose plant, roots and all, before you purchase.

Because we have access to such fine rose suppliers where you can inspect the whole plant, or get them by mail order, it is best to purchase roses in this manner, and leave the pre-packaged hardware store roses to others.

And the advice of “don't put a \$15 rose in a nickel hole” is true. Watch a video on how to properly plant a bare root rose at this link: www.tinyurl.com/bareroot

So Long and Congratulations to Elton Rodriguez

Emma Prusch Farm Park got a big Christmas present this year. Elton Rodriguez, a 20 year City employee and our City Gardener, has been promoted to Senior Maintenance Worker, overseeing 7 staff members at The Emma Prusch Farm Park, a 43.5 acre site which has many programs and educational functions. We will certainly miss Elton, who oversaw the Rose Garden for the past 3 years. Elton was known for his “get it done” attitude and pleasant demeanor. You could often see Elton interacting with park visitors, as took great pride in the Garden. Elton really put his mark on the Garden and will be greatly missed. As of press time, the City has not announced Elton’s replacement, but they will have big shoes to fill.



How to Plant a Bare Root Rose

Star Roses will be giving away over 400 bare root roses to the volunteers that show up for the Winter Pruning on Jan. 9th.

Want to know how to plant a bare root rose? They say a picture is worth a thousand words. Well, a video is worth even more than that. Watch the bare root rose planting video at www.tinyurl.com/bareroot



Rose Hip Jelly

Rose Hips are a natural part of the rose bush's life cycle. Hips form when the bloom is not cut and when it becomes pollinated. It signals the plant to shut down, and store energy for the winter. You should not see rose hips on roses in July. This means the roses have not been "deadheaded" and new blooms will not form. According to Wikipedia, rose hips have many interesting uses. "Rose hips have recently become popular as a healthy treat for pet chinchillas and guinea pigs. These small rodents are unable to manufacture their own vitamin C and are unable to digest many vitamin-C rich foods. Rose hips provide a sugarless way to increase vitamin C intake. Rose hips are fed to horses to improve coat condition and promote new hoof growth. The fine hairs found inside rose hips are used in itching powder. Rose hips can be used to

make Palinka, a traditional Hungarian alcoholic beverage. They are also the central ingredient of Cockta, the national soft drink of Slovenia."

Typically, Rose Hips are used for jam, jelly, syrup, teas, lotions and other traditional products.



In the San Jose Municipal Rose Garden, we try to stop deadheading after October to encourage hip growth, and signal the plants to prepare for winter. Many of the varieties produce decorative hips, and provide an educational opportunity for Garden visitors who ask our volunteers about these red or orange balls on the rose bush. Recently, we held a seminar on hips for our Master Volunteers. It included a tasting of Rose Hip Jelly. Three jars of homemade Rose Hip Jelly were given away to a few lucky participants. To learn how to make Rose Hip Jelly, go to our website at

www.FriendsSJRoseGarden.org and look for the article at the bottom of the page.

Mystery Rose Named!




One of the mystery roses that was growing in the Garden was this beautiful variety which will be introduced by Weeks Roses in 2017. It is growing quite well in its first year, with very fragrant roses and nice disease resistance. It has now been named **All My Loving** and will be available next year!

Rose Catalogs

Star Roses and Weeks Roses produce wonderful wholesale catalogs each year. Not only are they chock full of beautiful pictures of the roses, with nice descriptions, but they also provide some very interesting information about their company and approach to rose growing. They usually describe their growing fields and research operations. Of particular note, you can find out the difference between budded roses and own root roses, bare root, vs. Pots and other great information. Here are the links to the catalogs:

Weeks Roses: http://www.weeksroses.com/WR15_Catalog/

Star Roses: http://issuu.com/starrosesandplants/docs/2016_catalog



Sharpen Your Pruning Shears

Having **SHARP** clippers are very important when pruning roses. You want to provide a clean cut. Dull clippers can damage the canes and invite disease.

Orchard Supply Hardware right off W. San Carlos now offers pruning shear sharpening for a great price at the section to the right of the entrance. Make sure you have nice sharp shears for the pruning season by stopping by Orchard Supply Hardware.



Word Search

J U P P N S I X E G B R A T S
L Z J R E I T G K S R Y U K Z
G I I S U F A F V W O B F S A
A P Z W A N E T V E S R A A T
S W M A M T I R N R U D H S A
G E C T E O S N T U V R T K P
N D N E R P G P G I O H R E D
I D E R I S I T I S L F A E A
L I D J C K B U E H U I E W E
L N R N A C E S H N N Z Z W H
E G A B S A S H L P T B F E D
P S G L M L T B U D E Y E Z A
S M T O C B T O O R E R A B E
I W F O X M D U B C R V S S D
M L L M Q N M U L C H I V P G

DEADHEAD WEEKS
ROSE ROSES
HIPS STAR
BLACKSPOT DR
RUST EARTH
MULCH FERTILIZE
BUD WATER
BLOOM VOLUNTEER
ABRG FOUNTAIN
AMERICAS WEDDINGS
BEST
GARDEN
PRUNING
BUDEYE
BAREROOT

Photos courtesy of Weeks and Star Roses