

Friends of the San Jose Rose Garden

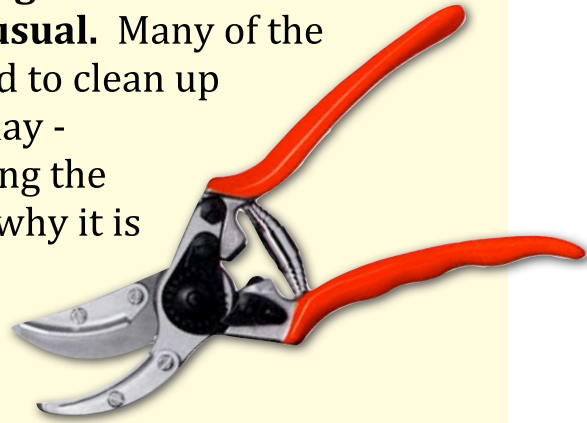
"America's Best Rose Garden"

Issue 27

April 2015

Rose Care Seminar and Volunteer Day **NEW DATE! May 2nd, 9:00am**

With the unusually warm weather, we are holding our Rose Care Seminar and Volunteer Day a little earlier than usual. Many of the roses have begun to bloom in April, and we will need to clean up the garden in preparation for the Garden's busiest day - MOTHER'S DAY! We will concentrate on deadheading the spent blooms, and general clean-up. You will learn why it is important to cut the old, dead blooms off so there will continue to be an abundance of color throughout the season. Please bring gloves and garden clippers. Hope to see you there!



Master Volunteer Training

For those of you that have wanted to become Master Volunteers for this upcoming season - **now is your chance!** We have three training days for you to choose from. **You just need to attend ONE session.** No need to pre-register, but you can at www.FriendsSJRoseGarden.org/MV.htm or **just show up!** After training, there certainly is enough time for you to earn your Master Volunteer Vest before the May Volunteer Day! We will meet at the Fountain.

Saturday, April 18th @ 10:00am

Sunday, April 19th @ 10:00am

Wednesday, April 22th @ 5:30pm

*All you need to bring is gloves and garden shears.
See you in the Garden!*



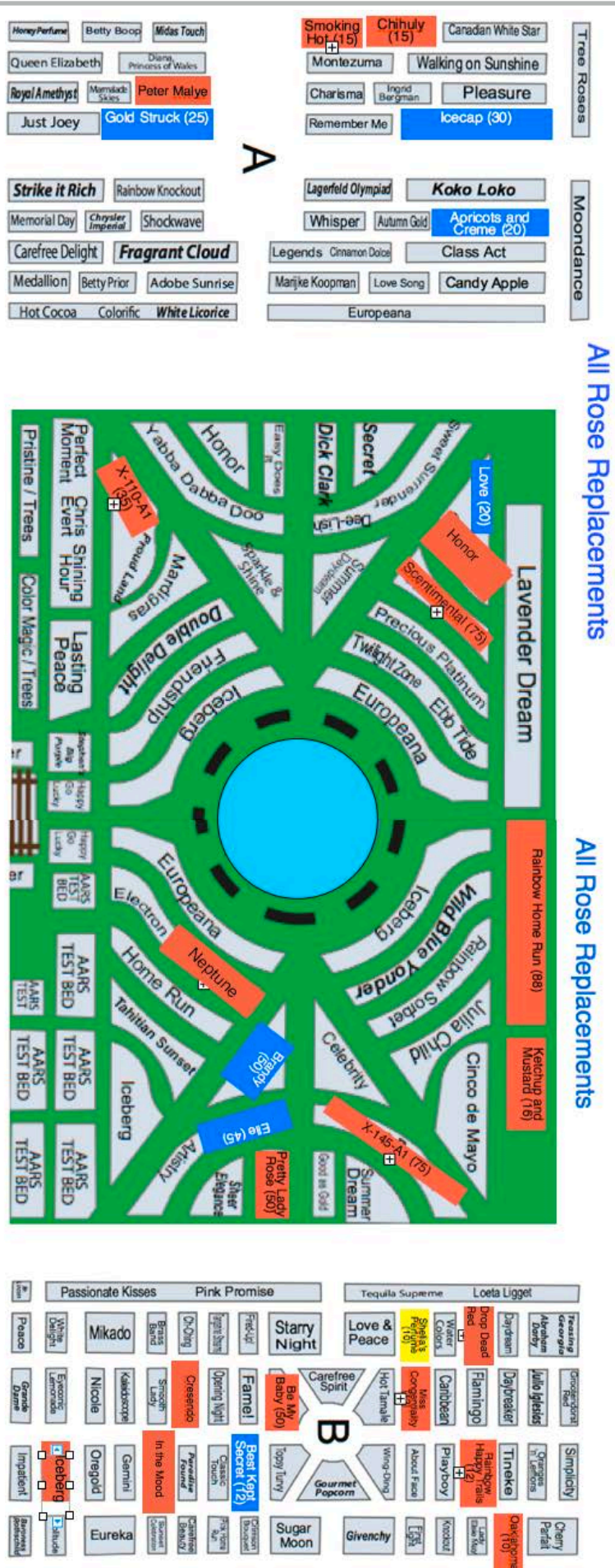
Rose Garden Renovation

At the end of the season, the Friends of the San Jose Rose Garden leadership meets to discuss activities for the following year. We review the status of the Garden, how well the roses are doing, and develop a plan for the following year. We decide how many new roses to plant, which beds need to be replaced, discuss new techniques, see what has worked, and what needs tweaking. This is done in consultation with our partners at the City.

For 2016, we felt it was time to “kick it up a notch” and do a major renovation. Historically, we would replace 6-10 beds each year. This year, 26 beds were renovated and new roses planted. The roses selected to be removed included those that were not performing well, or were just old and tired. We focused on replacing them with new, disease resistant varieties, many that have a great fragrance. In addition, many of the new roses planted are “pre-release” roses, those that are not available to the public yet. You will see the FIRST in our garden. The new varieties are revealed later in this newsletter.

Special thanks to our partners at the City, particularly Elton Rodrigues who prepared the beds for planting by removing a lot of soil and replacing it with a better planting mix.

Our planting days brought out many new people from the community, who learned the best way to plant a bare root rose. This map shows the locations of the newly planted beds.



Rose Garden Renovation



Test Roses

Once again, the Rose Garden is participating in the "American Garden Rose Selection" testing program. This extensive testing program for roses is used to determine the best roses for a growing region. They are evaluated on many different attributes with a big emphasis on disease resistance. You can learn more about the AGRS program at



In addition, we have over 45 test roses from Weeks Roses and Star Roses. Many of the new varieties that we planted this year, were in our test beds several years ago. If you see a great rose in the test area, you should know that it is still upwards to 4 years away from being introduced to the public. We are very fortunate to be growing "the roses of the future!"

"Smart" Watering in the Garden

Water conservation in the Garden started well before the 2015 season. Anticipating a dry winter, the City of San Jose staff embarked on an aggressive review of watering practices in the Rose Garden. Through consultation with leading irrigation experts and company representatives they came up with a plan to replace hundreds of inefficient sprinklers, re-route existing lines, and make major repairs to reduce overspray and waste caused by leaks. The water savings have been significant, all the while protecting this Historic Landmark.

Our Volunteers

VOLUNTEER (vəl ən tir')

1. A person who offers oneself for a service without obligation to do so.
2. To give, bestow, or perform without being asked
3. A necessary component to the success of any service organization
4. A person without whose dedication the FRIENDS OF THE SAN JOSE ROSE GARDEN could not exist.

A Great Opportunity!

Because of our special relationship with the growers that create the new roses, we have the opportunity to test new roses before they are released to the public.

o
th
Th
op
sp
ad
arc
gro
all-t
is al
favor
relea
years, once in a lifetime.

**'TOP
SECRET'**

Unfortunately, we can not reveal this information at this time - it is still deemed "Top Secret!"

We will share this exciting news in the next few months!!!!

Stay tuned!

New Rose Varieties

As mentioned, over 800 new roses were planted in the garden this year, all donated to the City of San Jose. We are pleased to announce some of the new arrivals:

Smokin' Hot - (pre-release)

Fiery red blossoms with a white reverse and deep smoky overtones radiate hot summer color. Flower size: 3.5-4"


Fragrance: Moderate tea and spices.

Hybridizer: Bédard. Available to public in 2016.




Chihuly -

Named for the famed glass artisan Dale Chihuly, these roses show an amazing array of colors, just like his sculptures. Buds of pure yellow swirl open to reveal blushes of bright orange. As the flower ages, tones of deep red appear for the grand finalé. Deep green leaves and dark red new growth provide the perfect backdrop for the clusters of flashy flowers. Hybridizer: Carruth



Gold Struck- (Pre-release)

This gorgeous yellow-blooming rose is highly disease resistant with excellent vigor. It flowers continuously and copiously throughout the season. Hybridizer: Meilland International, 2016



Icecap-

Icecap™ displays a dense flush of pure white flowers on a compact, rounded shrub. Excellent repeat-blooming and resistance to many common rose diseases such as black spot, mildew and rust is observed. Icecap™ is the first introduction created from the combined breeding efforts of Will Radler and Meilland International. 2015



New Rose Varieties

Apricots 'n Cream - (pre-release)

Apricots n' Cream™ is a vigorous grower with a pastel flower color of ivory to light apricot that contrasts well with the excellent dark green and glossy foliage. This variety has much better disease resistance than the average Hybrid Tea Rose and is also much more compact in stature. It will rebloom in flushes throughout the season. Available to public in 2016



Miss Congeniality - (pre-release)

Perfectly shaped buds cover this extremely disease-resistant plant all season. When they open, you'll be treated to clusters of large, breathtaking blooms with strong pink edging. Glossy foliage provides excellent plant coverage. Moderate sweet pear fragrance with hints of spices. Hybridizer: Bédard. Available to public in 2016.



Rainbow Home Run - (pre-release)

Part of the famous "Home Run" family, this newest introduction provide an abundance of color on a very disease resistant plant. Always in bloom and easy to care for. Moderate spice and cinnamon fragrance. Hybridizer: Carruth. Available to public in 2016.



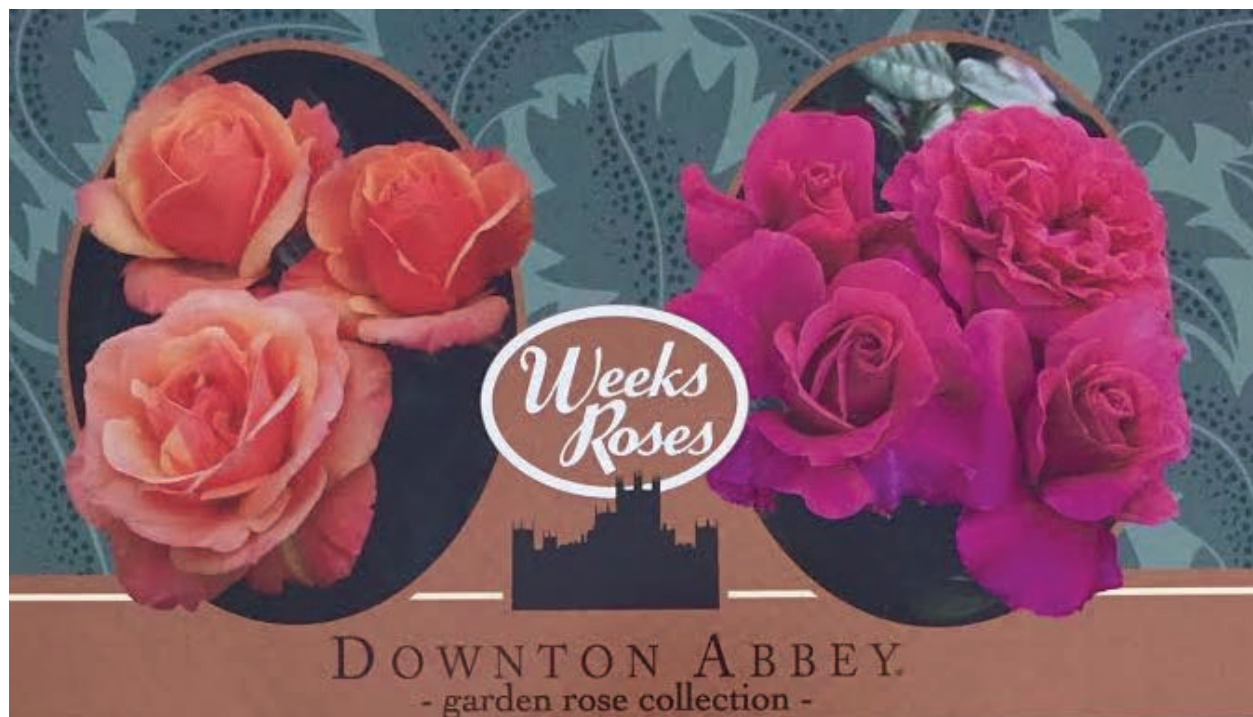
Best Kept Secret

Large, pale pink buds unfurl to form stunning, high centered blooms of white suffused with light pink and highlighted by medium pink edges. The dark green, very glossy foliage nicely disguises the canes and exhibits excellent rust and mildew tolerance. Strong citrus fragrance. Hybridizer: Meilland International, 2015



Downton Abbey Roses by Weeks

Some of you may know that Weeks Roses has created the Downton Abbey Garden Rose Collection. The first rose to be introduced to the public in 2015 is Anna's Promise which we planted last year and is a real stunner. This year, we have planted their 2016 variety - Pretty Lady Rose. Here's the page from Week's Rose Catalog for you to enjoy. Better yet, come out and see them in the Garden!



ANNA'S PROMISE®

cv. WEKdoofat • PP&F

Anna's Promise™ praises the true heart and steadfast love that transcends the trials and tribulations endured by Downton Abbey's beloved character Anna Bates.

The unique color combination of golden petals with a pink blush and glowing bronze reverse is a fitting representation of Anna's character. Elegant blossoms surrounded by glossy, green foliage,

exude a spicy, fruit fragrance. This graceful plant includes strong blossom stems for bouquets in the parlor.



PRETTY LADY ROSE™

cv. WEKdadoda • PP&F

**NEW
for 2016**

"Don't call me m'lady. Call me Rose."

Rose shares many attributes with her namesake—from elegant flower to tough, resilient spirit.

As the niece and goddaughter of the Dowager Countess Violet, should we expect any less than a strong-willed, unconventional young lady? What is seen as impertinence or rebellion may be the growing pains of a strong character. Lady Rose's avatar is one of Weeks' favorite selections

for 2016. The old-fashioned, deep pink blossoms resemble the ruffles on a flapper's dress and perfume the air with the sweet, spicy fragrance of memories.



800-992-4409 • WeeksRoses.com

661-758-8013 fax • info@weeksroses.com

Downton™ and Downton Abbey®

©2015 Carnival Film & Television Limited. All Rights Reserved.

ROSE GARDEN

Rose Care Seminar & Volunteer Day

Sat., May 2nd -
8:30am Registration
9:00am Start



Friends of the
San Jose



Rose Garden



Be part of the Rose Garden's Success!

Learn rose care from the experts

Bring garden clippers & gloves.

Go to www.FriendsSJRoseGarden.org for more info

Sat. May 2nd 8:30 a.m. Registration, Naglee and Dana Ave., SJ
Sponsored by the Friends of the San Jose Rose Garden and the City of San Jose's PRNS

January Pruning Event

On January 10, 462 volunteers descended upon the San Jose Municipal Rose Garden for the annual pruning event, and once again, we were blessed with great weather. **In all, the garden was pruned in just about 90 minutes!** The pruning was done a little differently than in the past. We pruned with a renewed focus to encourage new growth, and to extend the life of many of the older varieties. Much more old wood was taken out to encourage new, vigorous growth. Many of the volunteers had never pruned a rose before and learned a great deal helping at the event. Thanks to Star Roses, each volunteer came away with a free bare root rose to plant at home.

After all that hard work, the volunteers had a opportunity to have lunch at one of the five food trucks that arrived to feed the masses.

If you came out to the pruning, we invite you to return, and see the “blooms” of your labor!





Art Box Project

We are very excited about the Art Box Project we have going in the Rose Garden! There is an electrical box, over by the picnic area that will be painted with a wonderful display by artist Yvette Head you can see some of her work here: <http://autumnlanestudios.blogspot.com/> The design she put together is quite colorful, and will be a great addition to the Garden!

Aphids, and how to control them



Right now you should see a lot of healthy, new growth on your roses. It is possible you may also find some critters feasting on this new growth. Usually these little green or light yellow insects will be aphids and can do a great deal of damage to new growth. There are several ways to get rid of them, one of the easiest methods of getting rid of aphids is just taking a hose and just spraying them off. It's good enough to knock them to the ground. Aphids are poor climbers, and most likely will not get back to the tender growth before getting eaten by a natural predator. Spray your roses down a couple times a week during the infestation season and this should do the trick. There are many other home remedies

using a soap solution, some add pepper, others garlic. The soap solution breaks down the insects' protective coating and causes it to dehydrate and die. The soap solution only works on the aphids that actually get sprayed. Adding the garlic and pepper makes the aphids not want to return – or so they say. A commercial product is called Safer's Insecticidal Soap. Insecticidal soap is different than your normal dishwasher soap in that it doesn't contain dyes or perfumes and is made with fatty acids, formulated to kill insects. Many people notice the Municipal Rose Garden does not have a problem with aphids. It's a wonderful arrangement we have with the critters, they concentrate on the roses within the neighborhood, and leave the Garden alone!